



Sweden
Sverige

Seedlings

A photobook by members of Doi village, Thuong Lo commune,
Nam Dong district, Thua Thien Hue province





Sweden
Sverige

Seedlings

A photobook by members of Doi village.



Contents

Forward	4
Portraits of our Authors	5
Gender Equality in Family and Daily Life	8
Community Forest Management	21
Final Words	32




Forward

Nurturing seeds,
Nurturing joy,
Nurturing hope,
Nurturing happiness,

SEEDLINGS is the first creative work belonging to the Community Forest Management. We took photos and penned the stories of the cultural and daily practices of the Kotu people, as well as the forest protection activities we participate in at Doi village, Thuong Lo commune, Nam Dong district, Thua Thien Hue province.

Together, we named our creative work *Uóm*, means SEEDLINGS: we believe our activities of germinating, planting, and protecting the forest and sharing work among husband and wife are wholesome seeds. We believe these seedlings will grow and multiply.

The community-based nursery, an initiative of Doi uillage, received financial and technical support from Sida funded Leading the Change project, the Center for Rural Development (CRD), and Hue University of Agriculture and Forestry. The nursery, which began in 2021, continues to contribute to the sustainable development and management of forests by the community.



Portraits of the Authors

Hồ Văn Vẫy - A Lăng Thị Bé

Vương Văn Gã - Hồ Thị Lia

Hồ Văn Sung - Trần Thị Mai

Trần Văn Nhơn - Hồ Thị Sớm

Vương Văn Gan - Hồ Thị Bung

Hồ Văn Suối - Vương Thị Ghiết

Hồ Văn Nương

Ta Rương Thị La.





Vuong Van Ga Ho Thi Lia

When we photographed and captioned our life together, we felt joy. Initially, we were unfamiliar with the photobook method, but after the training we attended, we felt satisfied with the photographs I took of my wife in the nursery.

Our daughter aided us in captioning our photographs because we are not confident with writing in Vietnamese. We wish to share the excellent work of our Community Nursery Garden team with more people.

Mr. Vuong Van Ga and Ms. Ho Thi Lia from Doi village, Thuong Lo commune, Nam Dong district, Thua Thien Hue province.



Mr. Ho Van Suoi and Ms. Vuong Thi Ghiet from Doi village, Thuong Lo commune, Nam Dong district, Thua Thien Hue province.

Ho Van Suoi Vuong Thi Ghiet

Initially, we planned to photograph our pigs and faced difficulties with composition and lighting.

Although it was a challenge to photograph, we persisted in creating and sharing the stories of our work.

Gender Equality in Family and Daily Life

“When I am busy, my husband often helps to cook. I feel happy when he aids me with housework. It’s a wonderful feeling to return from a long workday to a meal cooked by my husband.”



The man in blue is Mr. Ho Van Suoi, a member of Doi village's Livestock Team. Mr. Suoi brings a plate of grilled pork to Cha Lang Homestay, introducing his family's livestock to the homestay owners. The grilled pork comes from a special species, the black pig.

In the photo, Mr. Suoi introduces the process of caring for black pigs, including feeding them organic cassava and vegetables. Since Mr. Suoi avoids growth-enhancing foods, his pork has a distinct taste. I took this photograph so that many people will know about and try our local products.

► **Vuong Van Ga**





These are 2 traditional Cơ Tu delicacies: grilled chicken and lime leaf-grilled pork. The chicken and pork are marinated with salt and seasoning, then grilled. We do not use excessive spices to maintain the natural flavors of our livestock.

That day, I got up early to prepare these dishes to serve at lunch for 10 visitors to our village. We wish that more and more people know about our traditional dishes and participate in tours by our community-based tourist cooperative, Ka Zan.

▶ **A Lang Thi Be**

This is a photo I took of a meeting about forest protection which took place in Doi village's community house. Many community members were present at this meeting and listened carefully.

I found these meetings to be helpful in raising awareness about the importance of forest protection while mitigating harmful practices. At the end of the meeting, everyone was happy to receive a motorcycle helmet as a gift from the project team.

► **Ho Van Suoi**





This is a photo of my husband, Mr. Ho Van Suoi, preparing cassava for our piglets. Our 10 piglets, almost a year old, are healthy because of his care for them. We plan to sell our piglets to homestay owners and our commune's tourist cooperative in a year and a half. I took this photo to promote organic black pigs for future buyers.

► **Vuong Thi Ghiet**

This is a picture Mr. Ga took of me and my wife, Ms. Vuong Thi Ghiet, as we fed the mother pig. We feed her sweet potato leaves from our garden and hay from our rice fields. My wife is scared of the mother pig, so I've been "assigned" to bathe and feed the pig, while she is responsible for gathering its food. Through this photo, I would like people to understand that our pigs are safe for consumption. I also want other couples to share working responsibilities as my wife, and I do; it is essential to share work to maintain a happy relationship.

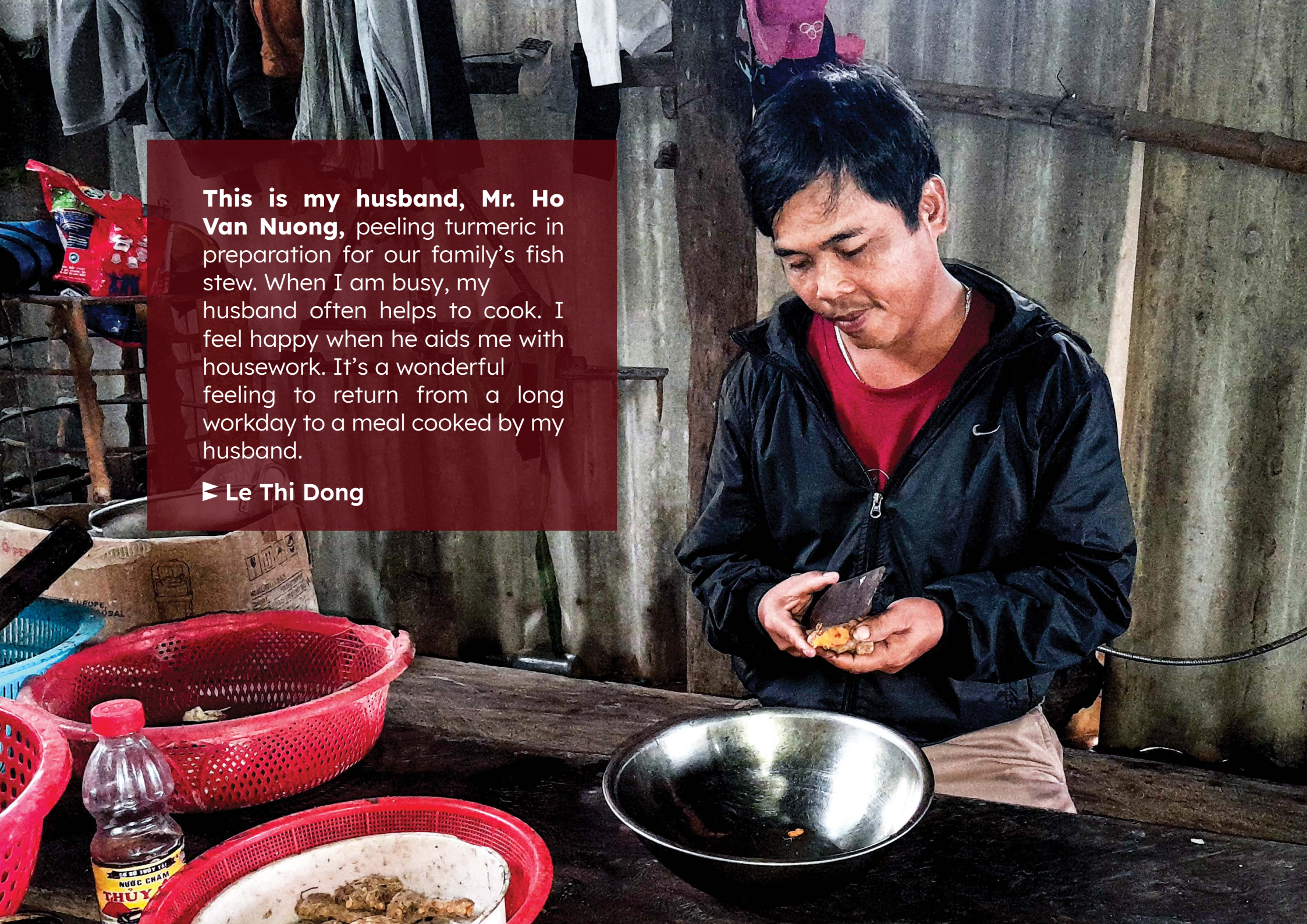
► **Vuong Van Ga; Ho Van Suoi**





My husband, Mr. Ho Van Sung, is helping me cook rice. He also often helps with other housework like washing clothes and dishes. When we are out of cash, he will catch fish for dinner. He'll help me by going to the market and buying food if we have money. While taking this photo of my husband, I feel joyful because of the meaningful work I see him doing.

► **Tran Thi Mai**

A man with dark hair, wearing a black jacket over a red shirt, is focused on peeling a piece of turmeric root. He is standing in a rustic kitchen with a wooden table. In front of him is a large, shiny metal bowl. To his left, there are several red plastic baskets, one containing a bottle of 'NƯỚC CHÁM THUY' (fish sauce) and another containing a bowl of food. The background shows a wall made of corrugated metal and some hanging clothes.

This is my husband, Mr. Ho Van Nuong, peeling turmeric in preparation for our family's fish stew. When I am busy, my husband often helps to cook. I feel happy when he aids me with housework. It's a wonderful feeling to return from a long workday to a meal cooked by my husband.

▶ **Le Thi Dong**



This is the dance troupe of our community-based tourist cooperative, Ka Zan. We are performing a dance called “Ka Zan’s Love Season” in front of the Guoi community house to an audience of tourist company directors from Thua Thien Hue province.

This dance tells the tale of Ka Zan waterfall. Ka Zan waterfall is the reincarnation of a beautiful woman awaiting her husband’s return from the battlefield. We are very proud of our culture and wish to promote it widely so that many people will visit our community.

► **A Lang Thi Be**



Our village's theater troupe is performing a gong dance to welcome Japanese tourists.

We chose this performance to be the opening act because the sound of the gong resembles the echoing of the mountains.

The tourists were very interested in learning about the traditional culture of Kotu people. Together with the Japanese tourists, we took part in the "Ta tung nha za" traditional dance. Everyone had a great time.

▶ **Ho Van Vay**



This is a photo of my wife, Ms. A Lang Thi Be, and Japanese students at the traditional Guoi community house. The students are foreign tourists here to learn about Kotu people through immersion in our daily activities. Our community-based tourist cooperative, Ka Zan, offered our traditional dishes, including sticky rice in bamboo tubes and lime leaf-grilled black pork. We also invited them to take part in our traditional songs and dances. The Japanese students praised our food, and I was thrilled to have them experience our community. I hope many more foreign tourists will visit us

▶ Ho Van Vay



This is Cha Lang homestay's first foreign tourist. She is very tall and has a fair complexion. I took this photo of her admiring and photographing the scenery around our homestay. I'm happy to see she enjoys our home, and I hope Cha Lang homestay continues to receive foreign tourists like her.

▶ **Ho Thi Som**

This is a photo I took of Mr. Tran Van Nhon and Ms. Ho Thi Som while they introduced their homestay, Cha Lang, to a filmmaker. The couple is dressed in their Kotu clothing and promoting their homestay experience. These videos will be posted on Facebook and Tiktok for future tourists to Cha Lang homestay. As a livelihood support officer from the Center for Rural Development (CRD), I am proud of the efforts of Mr. Nhon and Ms. Som. I hope that other communities become inspired by their creativity.

▶ **Mr. Tran Huu Tam - project officer from CRD**





These are two visitors of Mr. Qua and Ms. La's homestay. On the left, the man in the checkered shirt is CRD's vice-director, while the foreigner on the right is a project director. Ms. La introduces her family homestay to the two gentlemen.


Seeing Ms. La was so happy to introduce her homestay, I took this photo. I hope she'll have the chance to introduce her homestay to many more visitors in the near future.

▶ **Vuong Van Ga**

Community Forest Management

“Despite tiredness, we feel very happy because we successfully nurtured these indigenous seeds, ready for planting.”

Through this photo, I want to send the message that we women can nurture our forest; we want many people to join us in doing so.”



This is Mr. Tran Van Dua, a Ka Zan Community Nursery Garden team member. Our team consists of 6 families who manage the 58.1 hectares of natural forest allocated to us by the government in 2014. Twice or sometimes three times a month, we patrol the land. We mark a red X on the trees to notify people not to destroy them. We often encounter wild boars, monkeys, and weasels on our patrols. It's our duty to ward off strangers if we see them. As the team leader, I regularly patrol and encourage others to do the same.

▶ **Vuong Van Ga**





This is a photo of the visitors from the “Allocating Forest Land” project in Kon Tum. They are here to learn about our Hamalomena forest. Our team experimented with growing Hamalomena as medical plants in a 2 hectare perimeter. Our team is the only team experimenting with this species, and it has grown well so far. I decided to try it because Hamalomena can treat arthritis and be extracted for essential oils.

The visitors from Kon Tum were very surprised at our successful experiment with Hamalomena plants.

► **Vuong Van Ga**



This photo depicts three Community Nursery Garden team members as we carry our plants into the forest. We are hiking alongside Ms. Thanh, a WWF staff member, to bring indigenous plants such as *Erythrophleum fordii*, *Scaphium macropodum*, and *Chukrasia tabularis* to be planted in our community forest.

Despite tiredness, we feel very happy because we successfully nurtured these indigenous seeds, ready for planting.

Through this photo, I want to send the message that we women can cultivate our forest; we want many people to join us in doing so.

► **Vuong Thi Ghiet**

This is the misting system provided to the Ka Zan Nursery by the project.

Initially, the project supported us to create a 300-square-meter nursery, which we then expanded to an area of 1200 square meters.

This watering system functions very well, saving us a lot of work. With a press of a button, our seedlings are watered. This year, the Ka Zan Nursery sold many seedlings. With that income, we are able to extend the misting system throughout our remaining 900 square meters.

▶ **Vuong Van Ga**





This is Mr. Dao from Doi village, Thuong Lo commune, who came to our nursery to buy seedlings. Mr. Dao bought 500 *Erythrophleum fordii* seedlings and 500 *Scaphium macropodum* seedlings to be planted in an area of 2 hectares.

Mr. Dao is the first customer who found us by himself. In the past, we only received customers who were sent to us by the Department of Agriculture and Rural Development of Nam Dong district. So, we are proud that a customer found our Ka Zan nursery independently.

▶ **Vuong Van Ga**



**This is Mr. Tam -
project officer of CRD.**

He demonstrated to the women of the Nursery Garden team how to make containers for wild ginger and *Erythrophleum fordii* seedlings. The women are excited to learn this process because they can produce the seedlings containers at home and earn extra income. The work is not strenuous, and they can make up to 200,000 dong (a day).

▶ **Ho Thi Lia**

This is a photo of the visitors from the “Allocating Forest Land” project in Kon Tum

here at our community nursery garden in Doi village, Thuong Lo commune, Nam Dong district, Thua Thien Hue province. The visitors enjoyed our nursery garden. A few bought our wild ginger seedlings to bring back to their own nursery in Kon Tum.

I took this photo to share the model of nursery gardening with other communities. I hope they are inspired to apply this model.

▶ **Vuong Van Ga**





This is a photo of Mr. Vuong Van Ga, the head of the Nursery Garden Team of Thuong Lo commune, as he introduces the *Erythrophleum fordii* seedlings to Mr. Tran Cong Thanh, director of the Agriculture Service Center of Nam Dong district. Mr. Ga took the initiative to visit the director's home to introduce his product. After negotiating the price, the Agriculture Service Center agreed to buy 2,500 seedlings from our team. Through this photo, I want people to know that our team can find a market for our products. We want to encourage other communities to be confident in marketing.

▶ **Ho Van Suoi**



This is Ms. Lia and Ms. Ghiet, two female members of the Nursery Garden team. Together, they grind the *Erythrophleum fordii* seeds because they need a small crack to germinate. Following the grinding process, they continue to soak the seeds in boiled water for 6-8 hours. Next, they clean the seeds thoroughly and leave them for a week to germinate. Thus far, we have ground and germinated 4000 *Erythrophleum fordii* seeds. I am very proud of that.

► **Vuong Van Ga**



This is a photo of 3 women of the Nursery Garden team from Doi village, Thuong Lo commune, as they stack the seedlings in their basket-backpack. Our team has germinated the seeds, and they are ready to be brought into the forest for planting. This time, we will experiment with planting 100 *Erythrophleum fordii* seeds and 100 *Scaphium macropodum* seeds in the area managed by the team. I hope our planting will be successful.

► **Vuong Van Ga**

Final Words

To complete this photobook, we received technical and financial support from Leading the Change project, WWF, CRD and consultants.

We express sincere thanks to these individuals and organizations. Without the training and enthusiastic support of the project staff and consultants, we could not have created this photobook.



Ho Van Sung Tran Thi Mai

I believe that in order to be happy, a husband and wife must love and support each other in their work.


Mr. Ho Van Sung and Ms. Tran Thi Mai from Doi village, Thuong Lo commune, Nam Dong district, Thua Thien Hue province.



Ho Van Vay A Lang Thi Be

We are happy and proud when we take these photos and write our stories. Together, we talked to each other and developed ideas for our photos and stories. We hope that many people will learn about Kotu culture, music, cuisine, and life through this photobook.

Mr. Ho Van Sung and Ms. Tran Thi Mai from Doi village, Thuong Lo commune, Nam Dong district, Thua Thien Hue province.



Design and Technical Support team:

Phan Van Hung
Phan Tu Quynh
Le Thanh Hoa
Phung Ba Hung

The views and perspectives expressed in this photobook belong to their authors and do not necessarily represent the views and perspectives of WWF in Vietnam.



Sweden
Sverige

Seedlings

A photobook by members of Doi village